

DYNVA-TECH

RALEIGH
SPECIAL PRODUCTS DIVISION

£2.00

DYNMA-TECH

PERFORMANCE
FROM THE HEART




STEEL HAS BEEN AT THE HEART OF HIGH-PERFORMANCE CYCLES FOR OVER 100 YEARS.
ITS COMBINATION OF STRENGTH, SHOCK ABSORPTION, RIGIDITY AND LONGTERM RELIABILITY HAS BEEN PRIZED BY PROFESSIONALS, ENTHUSIASTS AND QUALITY FRAMEBUILDERS Alike.
YET UNTIL DYNA-TECH, NO ONE HAS BEEN ABLE TO FULLY EXPLOIT THE PERFORMANCE OF STEEL FRAME TUBING.



THIS UNIQUE PROCESS ELIMINATES THE NORMAL LOSS OF STRENGTH CAUSED BY WELDING OR BRIZING TUBE JOINTS USING LOW-TEMPERATURE BONDING INTO PRECISELY-MACHINED LUGS. A DYNA-TECH FRAME IS UP TO 20% STRONGER AT EVERY MAJOR JOINT, IMPROVING ITS RIGIDITY, EFFICIENCY AND HANDLING.
DYNA-TECH ROAD BIKES ACCELERATE FASTER, CLIMB BETTER AND HANDLE MORE CRISPly.
OFF-ROAD, DYNA-TECH MTBs COMBINE PRECISE HANDLING FOR FAST DESCENTS WITH THE CLIMBING AND ACCELERATION CHARACTERISTICS OF THE ROAD MACHINES.
DYNA-TECH'S PERFORMANCE EDGE HAS BEEN PROVED IN THE HEAT OF COMPETITION AND BY RIGOROUS TESTING ON AND OFF-ROAD, HIGHLIGHTING THE EFFICIENCY OF DYNA-TECH FRAMES IN TRANSFERRING RIDER ENERGY WITH MINIMUM POWER LOSS.
THE 1991 DYNA-TECH RANGE OF RACE, TRAINING, TOURING AND OFF-ROAD BIKES REPRESENTS THE VERY BEST BALEIGH'S SPECIAL PRODUCTS DIVISION HAS TO OFFER, A RANGE TO DELIGHT BOTH EYE AND BODY.

ROAD

**RIDING DYNA-TECH ON THE ROAD IS AN EXPERIENCE MERE WORDS
CANNOT CAPTURE.**
EVERY EFFORT IS TOTALLY REWARDED, EVERY COMMAND FAITHFULLY FOLLOWED AS RIDER
AND MACHINE BECOME ONE ENTITY WITH SPEED AS THE GOAL.
COUPLE DYNA-TECH'S EDGE WITH THE SATISFYING 'CLICK' OF PRECISION GEARSHIFTS, THE
SILKY HISS OF ULTRA-NARROW TYRES, THE FLASH OF THE SUN ON SPARKLING PAINT
AND SLEEK ALLOY AND PERFECT PERFORMANCE BECOMES PURE PLEASURE...





DYNA-TECH 300

START AS YOU MEAN TO GO ON ...
DYNA-TECH 300 IS THE PERFECT INTRODUCTION TO A NEW DEGREE OF PERFORMANCE.
AN IRRESISTIBLE TEMPTATION TO RIDE FURTHER AND FASTER.

FRAME: DYNA-TECH 2055 TRAINING GEOMETRY **FORKS:** REYNOLDS CR-1MO
WHEELS: ALESA ALLOY RIMS, SHIMANO 30DEX HUBS, 700 X 20C REFLECTIVE TYRES
TRANSMISSION: SHIMANO 300EX WITH BIOPACE 52/42 5G CHAINRINGS AND 7-SPEED
HYPERGLIDE CASSETTE **PEDALS:** SHIMANO AS50 **SIZES:** 54.5, 57, 59.5, 62CMS
COLOURS: BLACK WITH RED TRIM





DYNA-TECH 400

POWER TEMPERED WITH POISE...
DYNA-TECH 400: RACE-READY, WITH THE ADVANTAGES ONLY DYNA-TECH CAN DELIVER.
CLEVERLY CONCEALED BENEATH CLASSIC COLOURS, YET PREPARED TO SPRING INTO ACTION.

FRAME: DYNA-TECH 2055 RACE GEOMETRY **FORKS:** REYNOLDS CR-MO
WHEELS: ALESA ANODISED RIMS, SHIMANO 500EX HUBS, 700X20C REFLECTIVE TYRES
GROUPSET: SHIMANO 500EX, WITH 52/42 SG CHAINRINGS AND DP8 BRAKES
PEDALS: SHIMANO ASSO **SIZES:** 54.5, 57, 59.5, 62CMS **COLOURS:** INDIGO BLUE
WITH SILVER TRIM.





DYNA-TECH 500

INES THAT BLEND STYLE WITH EFFICIENCY ...
DYNA-TECH 500 HAS THE SUREFOOTED HANDLING EVERY RACER DEMANDS ALLIED TO THE LIGHTNING-FAST RESPONSES ONLY THE BEST COMPONENTRY CAN PROVIDE

FRAME: DYNA-TECH 2060 RACE GEOMETRY **FORKS:** REYNOLDS GR-MO, TAPER GAUGE
WHEELS: ALISA ANODISED RIMS, SHIMANO RX100 HUBS, 700x20C REFLECTIVE TYRES
GROUPSET: SHIMANO RX100 WITH 52/42 5G CHAINRINGS AND D18 51R BRAKES
SADDLE: VETTADEL RACE SHOCK ABSORBER **SIZES:** 54.5, 57, 59.5, 62CMS
COLOURS: IZABEL WHITE WITH AQUA TRIM





DYNA-TECH 600

THE WILL TO WIN MADE REALITY BY PRECISION ENGINEERING...
DYNA-TECH 600 ADDS SHIMANO'S COMPETITION-LEVEL COMPONENTS TO OUR MOST AGGRESSIVE FRAME GEOMETRY, CREATING A MACHINE THAT LEADS BY EXAMPLE.

FRAME: DYNA-TECH 2060 RACE STRUT STAYS. **FORKS:** HEYNOUDS CR-MO TAPER GAUGE. **WHEELS:** ILLIGIDA 5HP 600 AERO RIMS, SHIMANO 105 HUBS, 700 x 20C REFLECTIVE TYRES. **GROUPSET:** SHIMANO 105, 52/42 5G CHAINSET, DHB SLR BRAKES. **PEDALS:** SHIMANO 1056 CLIPLESS. **SIZES:** 54.5, 57, 59.5. **COLORS:** TEXTURED WHITE, PURPLE TRIM.





DYNA-TECH 700

SPEED. HELD BRIEFLY IN CHECK FOR YOU TO APPRECIATE...
DYNA-TECH 700 IS OUR ULTIMATE DISTILLATION OF RACE-PROVEN FRAME TECHNOLOGY AND COMPONENTRY SOPHISTICATION FOR THE COMPETITOR WHO REFUSES TO COMPROMISE.

FRAME: DYNA-TECH 2070 STRUT STAYS, RACE GEOMETRY **FORKS:** HYVONOLDS CR-MO, TAPER GAUGE **WHEELS:** BRIGIDA SHIP 600 AERO RIMS, UTTETEGA HUBS, 700x20C REFLECTIVE TYRES **GROUPSET:** SHIMANO 1991 UTTETEGA WITH 53/62 CHAINRINGS AND D18 BRACKETS **BAR:** TTTT ORMAC ANATOMIC **SIZES:** 54.5, 57, 59.5, 62CMS **COLORS:** TEXTURED WHITE, FUCHSIA-TAN





TOUR-LITE

GO FAST AND FAR...
TOUR-LITE COMBINES RACE-BRED PERFORMANCE WITH LONG-DISTANCE COMFORT IN A FAST DAY TOURER THAT THE LATEST ADVANCES IN COMPONENTRY MAKE A DELIGHT TO RIDE ALL DAY.

FRAME: DYNA-TECH 2015 TRAINING GEOMETRY **FORKS:** RENOLDS MANG-NOIX TAPER GAUGE **WHEELS:** ALESA ANODISED RIMS SHIMANO EX100 HUBS 200 x 25C REFLECTIVE TYRES **TRANSMISSION:** SHIMANO 500 LX 21 SPEED B109/PC 48-38-28 CRANKSET **SEAT:** VETTA GEL **SIZES:** S, M, L **WEIGHT:** 12.2kg **COLOURS:** WHITE, DEEP METALLIC RED TRIM




OFF-ROAD

THE DYNA-TECH MTB IS A REVELATION TO THE MOST DEMANDING RIDERS.

UPHILL BURSTS REVEAL LIGHTNESS AND LIVELINESS, COAXING OUT THOSE EXTRA ERGS OF ENERGY.

OBSTACLES AND COMPETITORS BECOME A DELIGHT TO MISS BY MILLIMETRES WITH THE CONFIDENCE OF PIN-SHARP STEERING AND TOTALLY PREDICTABLE TRACKING. THROW DYNA-TECH AT A FAST DOWNHILL STRETCH AND GIVE YOUR EXHILARATION FREE REIN, SECURE IN THE CERTAINTY THAT DYNA-TECH STRENGTH WILL MATCH YOUR COURAGE...





SENTINEL

TOUGH BUT NOT ROUGH, AND READY FOR ANYTHING...
SENTINEL BRINGS THE PERFORMANCE LEVELS OF DYNA-TECH TO THE RIDER WHO TAKES HIS FUN SERIOUSLY, WITH A QUALITY OF COMPONENTS THAT MATCH HIS EXPECTATIONS.

FRAME: DYNA-TECH 2055 TWIN-STAY, MTB GEOMETRY. **FORKS:** SPINNER CR-MO, RADIUS BLADE. **WHEELS:** RIGIDA HAND ANODISED RIMS, SHIMANO 500LX HUBS, CST 26x1.90 TYRES. **GROUPSET:** SHIMANO 500LX WITH RAPIDFIRE SHIFTERS. **BRAKES:** SHIMANO DEORE DX. **LO-PROFILE SIZES:** 42.5, 45, 49CMS. **COLORS:** SILVER, EMERALD GREEN TRIM.





ENCOUNTER

STRENGTHEN THE BOND...
ENCOUNTER'S ROCK SOLID QUALITY IS THE PROOF OF IT. FOR UNMATCHED STRENGTH, DURABILITY AND THE BEST OF THE BEST, ENCOUNTER IS THE ONLY BIKE YOU'LL WANT TO RIDE WITH. FROM THE FRAME TO THE WHEELS, ENCOUNTER IS BUILT TO LAST. AND THAT'S THE ONLY WAY TO GET THE MOST OUT OF YOUR BIKE. ENCOUNTER IS THE ONLY BIKE YOU'LL WANT TO RIDE WITH. FROM THE FRAME TO THE WHEELS, ENCOUNTER IS BUILT TO LAST. AND THAT'S THE ONLY WAY TO GET THE MOST OUT OF YOUR BIKE.





MISSION

THE TECHNOLOGY TO SATISFY YOUR WANDERLUST ...
MISSION COMBINES OUR TOP-GRADE VARIABLE GEOMETRY FRAME AND STRAIGHT-BLADE FORKS WITH SHIMANO'S ENTRY-LEVEL COMPETITION GROUP, A BIKE THAT'S HUNGRY FOR FAR HORIZONS AND FAST FOOTWORK.

FRAME: DYNA-TECH 2070 STIUC MTB GEOMETRY **FORKS:** REYNOLDS WANG MOUY STRAIGHT-BLADE **WHEELS:** RIGIDA HARD ANODISED RIMS, SHIMANO DEORE DX HUBS, MICHELIN HI-LITE HOTTYRES **GROUPSET:** SHIMANO DEORE DX WITH STI SHIFTERS
SIZES: 42.5, 45, 49CMS **COLOURS:** BLACK, GUNMETAL TRIM





ODYSSEY

CONTROLLED AGGRESSION ...
ODYSSEY BRINGS THE TOP SHIMANO OFF-ROAD RACING GROUPSET TO OUR FINEST FRAME AND FORKS, WITH A COLOUR SCHEME THAT TOTALLY MATCHES YOUR SERIOUS COMPETITIVE INTENT.

FRAME: DYNA-TECH 2070 STRUT, MTB GEOMETRY **FORKS:** REYNOLDS MANG-MOLY STRAIGHT-BLADE **WHEELS:** ARAYA RIM7 HARD ANODISED RIMS, SHIMANO DEORE XT HUBS, MICHELIN H47TE HOTTYRES **GROUPSET:** SHIMANO DEORE XT WITH 571 SHIFTERS **SADDLE:** VETTA GEL SA, SUEDE FINISH **SIZES:** 42.5, 45, 49CMS **COLOURS:** SILVER PLATINUM TRIM





VOYAGER

A MACHINE TO SUCCESSFULLY CHALLENGE CONVENTIONAL WISDOM...
VOYAGER LOOKS TO EUROPE, NOT JAPAN, FOR ITS COMPONENTRY AND FINDS QUALITY
AND INNOVATION TO SATISFY THE MOST DEMANDING RIDER.

FRAME: DYNA-TECH 2060 STRUT MTB GEOMETRY. **FORKS:** SPINNER CR-MO. RADIUS
BLADE. **WHEELS:** RIGIDA HARD ANODISED RIMS, CAMPAGNOLO OLYMPUS HOBS,
MICHELIN HI-LITE HOTTYRES. **GROUPSET:** CAMPAGNOLO OLYMPUS 24-SPEED WITH
BULLET SHIFTERS. **SIZES:** 42.5, 45, 49CMS (LIMITED AVAILABILITY 53CMS).
COLOURS: SILVER, DEEP METALLIC RED TRIM.



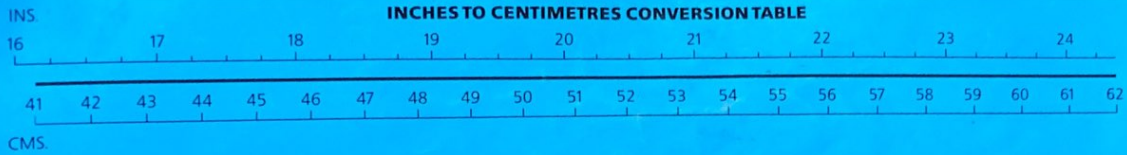


ENDEAVOUR

PURE PERFORMANCE. RAISED TO THE PINNACLE OF DESIRABILITY ...
ENDEAVOUR COMBINES DYNATECH MUSCLE WITH CAMPAGNOLO CREATIVITY TO ENSURE
TOTAL DOMINATION OF THE TOUGHEST TERRAIN WITH THE TECHNOLOGY TO BULLET PAST
THE COMPETITION.

FRAME: DYNATECH 2070 STRUT, MTB PRO GEOMETRY. **FORKS:** REYNOLDS MANG-MOLY
STRAIGHT-BLADE. **WHEELS:** CAMPAGNOLO THOR RIMS, CENTAUR HUBS, TIOGA TYRES.
GROUPSET: CAMPAGNOLO CENTAUR 24-SPEED, BULLET SHIFTERS. **STEM:** QIMVIN
FLEXSTEM. **SIZES:** 42.5, 45, 49CMS. **COLORS:** PURPLE, FUCHSIA TRIM.





ROAD

DT-300

FRAME Dyna-Tech 300 series, 2055
burred tubesteel

FORK Slipping crown, C-Mo blades

WHEELS Rims - Alcoa polished hubs - Shimano alloy Q/R Spokes - Roadless 14 gauge, Tyres - 700 x 20c reflective

HANDLEBAR Alloy, carbon tape

STEM SR custom alloy black

BRAKES Shimano SR, aero levers

DERAILLEUR Shimano 300 EX SIS

CHAINSET Shimano 52/42/15G 8P

FREEWHEEL Cassette 7 speed 13-23H HG

PEDALS Shimano A550

SADDLE SCSA Lycra

SEAT PIN Alloy, micro adjust

OTHER FEATURES Toe clips and straps, initiator

APPROX WEIGHT 11.00kg (57cm Frame)

DT-400

FRAME Dyna-Tech 400 series, 2055
burred tubesteel

FORK Slipping crown, C-Mo blades

WHEELS Rims - Alcoa anodized hubs - Shimano alloy Q/R Spokes - Roadless 14 gauge, Tyres - 700 x 20c reflective

HANDLEBAR Alloy, carbon tape

STEM SR Custom alloy black

BRAKES Shimano Dual Prod. aero levers, SR

DERAILLEUR Shimano 500 EX SIS

CHAINSET Shimano 500 EX

FREEWHEEL Cassette 7 speed 13-23H HG

PEDALS Shimano A550

SADDLE SCSA Lycra

SEAT PIN Alloy, micro adjust

OTHER FEATURES Toe clips and straps, initiator

APPROX WEIGHT 10.70kg (57cm Frame)

DT-500

FRAME Dyna-Tech 500 series, 2060
burred tubesteel

FORK Precision cast crown, taper gauge blades

WHEELS Rims - Alcoa 613 anodized hubs - Shimano Q/R Spokes - Stainless 14 gauge, Tyres - 700 x 20c reflective

HANDLEBAR Alloy, carbon tape

STEM SR custom alloy black

BRAKES Shimano Dual Prod. aero levers, SR

DERAILLEUR Shimano EX, 100

CHAINSET Shimano EX, 100, 52/42/15G

FREEWHEEL Cassette 7 speed 13-23H HG

PEDALS Shimano BXT00

SADDLE VETTA gel shock absorber, Lycra

SEAT PIN Alloy, micro adjust

OTHER FEATURES Toe clips and straps, initiator

APPROX WEIGHT 10.50kg (57cm Frame)

SENTI

FRAME Dyna-Tech MTR, 2055
tubesteel

FORK Spiner C-Mo, radius blades

WHEELS Rims - Rigida Laser 600L hand anodized hubs - Shimano Q/R Spokes - Stainless 14 gauge, Tyres - CST 76 x 1.90

HANDLEBAR C-Mo, swaged, rubber grips

STEM C-Mo internal cable run

BRAKES Deore DX, Low Profile, SR, shifters

DERAILLEUR Shimano 500 LX, 5 shifters

DT-600

FRAME Dyna-Tech 600 series, 2060
burred tubesteel, polished head tube, 5 stud rear stays

FORK Precision cast crown, taper gauge blades

WHEELS Rims - Rigida SH9600 hand anodized hubs - Shimano 1055 Q/R Spokes - Stainless 14 gauge, Tyres - 700 x 20c reflective

HANDLEBAR Alloy, carbon tape

STEM SR Custom Alloy black

BRAKES Shimano 1055 Dual Prod. aero levers, SR

DERAILLEUR Shimano 1055

CHAINSET Shimano 1055 52/42/15G

FREEWHEEL Cassette 7 speed 13-23H HG

PEDALS Shimano 1056, cphess

SADDLE VETTA gel shock absorber, Lycra

SEAT PIN Alloy, micro adjust

OTHER FEATURES Initiator, reflector regulations

APPROX WEIGHT 10.35kg (57cm Frame)

DT-700

FRAME Dyna-Tech 700 series, 2070
burred tubesteel, polished legs, 5 stud rear stays

FORK Precision cast crown, taper gauge blades

WHEELS Rims - Rigida 600 SHP hand anodized hubs - Shimano 6400 Q/R Spokes - Stainless 14 gauge, Tyres - 700 x 20c reflective

HANDLEBAR TT1 Forma, carbon tape

STEM TT1 Synthesis

BRAKES Shimano 6403 Dual Prod. aero levers, SR

DERAILLEUR Shimano 6400 SIS

CHAINSET Shimano 6400 53/42/15G

FREEWHEEL Cassette 7 speed 13-23H HG

PEDALS Shimano 1056, cphess

SADDLE VETTA gel shock absorber, Lycra

SEAT PIN Shimano SP 6400A

OTHER FEATURES Initiator, reflector, pedal to meet BS6102/Traffic regulations

APPROX WEIGHT 10.15kg (57cm Frame)

TOUR-LITE

FRAME Dyna-Tech Tour-Lite 2055
burred tubesteel

FORK Slipping crown, taper gauge blades

WHEELS Rims - Alcoa anodized hubs - Shimano EX 100 Q/R Spokes - Stainless 14 gauge, Tyres - 700 x 25c reflective

HANDLEBAR Alloy, Randonneur

STEM SR Custom Alloy black

BRAKES Shimano 500EX Dual Prod. Aero levers, SR

DERAILLEUR Shimano 500LX

CHAINSET Shimano 500LX

FREEWHEEL Cassette 7 speed 13-23H HG

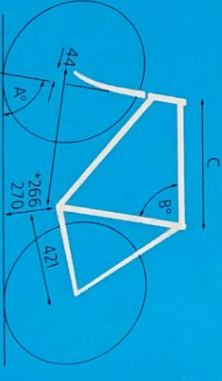
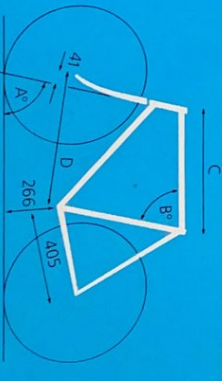
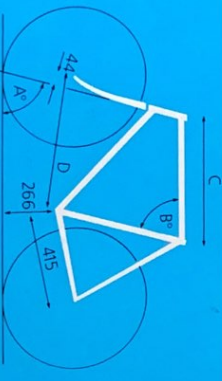
PEDALS MRS AR3 alloy

SADDLE VETTA, gel

SEAT PIN Alloy, micro adjust

OTHER FEATURES Toe clips and straps, alloy rear carrier, fudgeguards, initiator

APPROX WEIGHT 12.10kg (57cm Frame)



DYNA-TECH TRAINING FRAME GEOMETRY

| SIZE cm | A° | B° | C mm | D mm |
|---------|-----|-----|------|------|
| 54.5 | 73° | 75° | 544 | 597 |
| 57 | 73° | 74° | 556 | 601 |
| 59.5 | 74° | 74° | 568 | 604 |
| 62 | 74° | 73° | 579 | 604 |

DYNA-TECH RACE FRAME GEOMETRY

| SIZE cm | A° | B° | C mm | D mm |
|---------|-----|-----|------|------|
| 54.5 | 73° | 75° | 539 | 590 |
| 57 | 73° | 74° | 556 | 595 |
| 59.5 | 74° | 74° | 568 | 595 |
| 62 | 74° | 73° | 579 | 595 |

DYNA-TECH TOUR-LITE GEOMETRY

| SIZE cm | A° | B° | C mm | D mm |
|---------|-----|-----|------|------|
| 54.5* | 73° | 75° | 544 | 597 |
| 57 | 73° | 74° | 556 | 601 |
| 59.5 | 74° | 74° | 568 | 604 |
| 62 | 74° | 73° | 579 | 604 |

OUR POLICY OF CONTINUAL IMPROVEMENT MEANS THAT PRODUCT SPECIFICATION AND APPEARANCE

OFFROAD

SENTINEL

FRAME Dyna-Tech MTB, 2055
tubesteel

FORK Spinner C-Mo, radius blade

WHEELS Rims - Rigida Laser 400 hard anodised Hubs - Shimano O/R Spokes - Stainless 14 gauge, Tyres - CST 26 x 1.90

HANDLEBAR C-Mo swaged, rubber grips

STEM C-Mo internal cable run

BRAKES Deore DX Low Profile SLR

DERAILLEUR Shimano 500 LX STI shifters

CHAINSET Shimano 500 LX 48, 38, 28t 8t SG

FREEWHEEL Cassette 7 speed 12-28t HG

PEDALS Shimano 500 LX

SADDLE VETTA gel, shock absorber

SEAT PIN 4130 C-Mo micro adjust

OTHER FEATURES Toe clips and straps

APPROX WEIGHT 13.00kg

ENCOUNTER

FRAME Dyna-Tech MTB, 2060
tubesteel, rear strut

FORK Spinner C-Mo, Radius blade

WHEELS Rims - Rigida Laser 400 hard anodised Hubs - Deore LX 36-hole Spokes - Stainless 14 gauge, Tyres - CST 26 x 1.90

HANDLEBAR C-Mo swaged, rubber grips

STEM C-Mo internal cable run

BRAKES Deore DX Low Profile, SLR

DERAILLEUR Deore LX with DX STI shifters

CHAINSET Deore LX 46/36/24t round, SG

FREEWHEEL Cassette 7 speed 12-28t HG

PEDALS Deore LX

SADDLE VETTA gel, shock absorber

SEAT PIN 4130 C-Mo micro adjust

OTHER FEATURES Toe clips and straps

APPROX WEIGHT 13.00kg

MISSION

FRAME Dyna-Tech MTB, 2070
tubesteel, rear strut

FORK Reynolds Mang-Moly taper gauge straight blades, straight

WHEELS Rims - Rigida Laser 400 hard anodised 32-hole Hubs - Shimano Deore DX, Spokes - Stainless 14 gauge, Tyres - Michelin Hi-Lite Hot 26 x 1.95

HANDLEBAR C-Mo swaged, Grab-On MTN-2 grips

STEM C-Mo internal cable run

BRAKES Shimano Deore DX Low Profile SLR

DERAILLEUR Shimano Deore DX, STI shifters

CHAINSET Shimano Deore DX 46/36/24t round, SG

FREEWHEEL Cassette 7 speed 12-28t HG

PEDALS Shimano Deore DX

SADDLE VETTA gel, shock absorber

SEAT PIN 4130 C-Mo, micro adjust

OTHER FEATURES Toe clips and straps

APPROX WEIGHT 12.84kg

ODYSSEY

FRAME Dyna-Tech MTB, 2070
tubesteel, rear strut

FORK Reynolds Mang-Moly taper gauge blades, straight

WHEELS Rims - Alloy RMT7 hard anodised 32-hole Hubs - Deore XT Spokes - Stainless 14 gauge, Tyres - Michelin Hi-Lite Hot 26 x 1.95

HANDLEBAR C-Mo swaged, Grab-On MTN-2 grips

STEM C-Mo internal cable run

BRAKES Deore XT Low-profile, STI/MG92 levers

DERAILLEUR Deore XT, short cage, STI shifters

CHAINSET Deore XT 46/36/24t round, SG

FREEWHEEL Cassette 7 speed 12-28t HG

PEDALS Deore XT

SADDLE VETTA gel, shock absorber, suede

SEAT PIN Deore XT

OTHER FEATURES Toe clips and straps

APPROX WEIGHT 12.80kg

VOYAGER

FRAME Dyna-Tech MTB, 2060
tubesteel, rear strut

FORK Spinner C-Mo, Radius blade

WHEELS Rims - Rigida Laser 400 hard anodised Hubs - Campagnolo O/R rear freehub Spokes - Stainless 14 gauge, Tyres - Michelin Hi-Lite Hot 26 x 1.95

HANDLEBAR C-Mo swaged, rubber grips

STEM C-Mo internal cable run

BRAKES Campagnolo Olympus

DERAILLEUR Campagnolo Olympus + Bulliet

CHAINSET Campagnolo Olympus 46/36/26t round

FREEWHEEL Cassette 8 speed 12-28t

PEDALS Campagnolo Olympus

SADDLE VETTA gel, shock absorber

SEAT PIN 4130 C-Mo micro adjust

OTHER FEATURES Toe clips and straps

APPROX WEIGHT 13.00kg

ENDEAVOUR

FRAME Dyna-Tech MTB Pro, 2070
tubesteel

FORK Reynolds Mang-Moly taper gauge straight blades, Cast wheel, rear ends

WHEELS Rims - Campagnolo H08R hard anodised 32-hole Hubs - Campagnolo O/R, Spokes - Stainless 14 gauge, Tyres - Troop Mud Dawg rear, Trail Dawg front

HANDLEBAR Reynolds 753, rubber grips

STEM Gonn Flexstem

BRAKES Campagnolo Centaur

DERAILLEUR Campagnolo Centaur + Bulliet

CHAINSET Campagnolo Centaur 46/36/26t round

FREEWHEEL Cassette 8 speed 12-28t

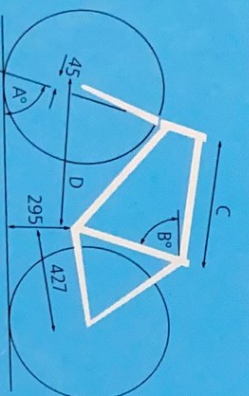
PEDALS Campagnolo Beta leather, air cushion

SADDLE Campagnolo Beta leather, air cushion

SEAT PIN Campagnolo Centaur

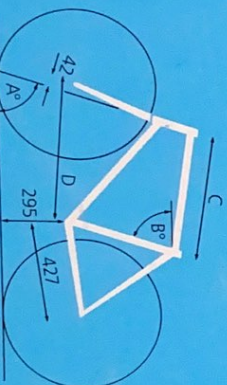
OTHER FEATURES Toe clips and straps

APPROX WEIGHT 12.80kg



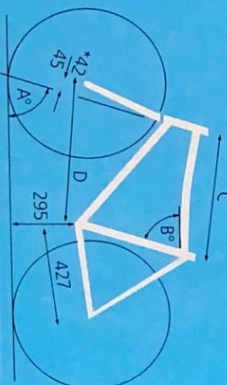
DYNA-TECH MTB GEOMETRY

| SIZE cm | A° | B° | C mm | D mm |
|---------|-------|-------|------|------|
| 42.5 | 71° | 71° | 543 | 598 |
| 45 | 71.5° | 72.5° | 560 | 620 |
| 49 | 71.5° | 72.5° | 583 | 646 |



DYNA-TECH MTB PRO GEOMETRY

| SIZE cm | A° | B° | C mm | D mm |
|---------|-------|-------|------|------|
| 42.5 | 71° | 71° | 543 | 595 |
| 45 | 71.5° | 72.5° | 560 | 617 |




DYNA-CURVE GEOMETRY

| SIZE cm | A° | B° | C mm | D mm |
|---------|-------|-------|------|------|
| 49 | 71.5° | 72.5° | 591 | 644 |
| 53 | 71.5° | 72° | 592 | 648 |

DYNA-CURVE TOP TUBES:
TO ENSURE MAXIMUM SUPPORT FOR THE SEAT TUBE WHILE KEEPING THE HEAD TUBE AT THE OPTIMAL LENGTH, LARGER DYNA-TECH MTB PRO FRAMES HAVE THE HEAD TUBE COMBINED WITH PRO GEOMETRY AND DYNA-CURVE™ ON THE ENDEAVOUR GIVES THE LARGER COMPETITOR THE DEAD RACING POSITION.

ENDEAVOUR®
VOYAGER

WEIGHT CONVERSION TABLE



RALEIGH
SPECIAL PRODUCTS DIVISION

YOUR DYNA-TECH DEALER:



TRIUMPH ROAD, NOTTINGHAM, ENGLAND
DESIGNED AND PRODUCED BY GARRATT BAULCOMBE/FCB